



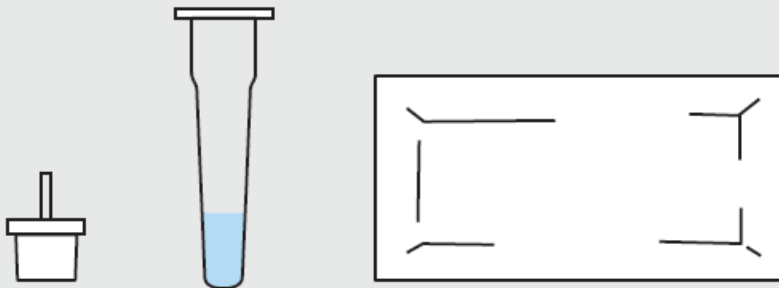
Quick Start Guide for the Self-Test

Product: SARS-CoV-2 Rapid Antigen Test
Manufacturer: Roche

Preparation

These components should be available for testing:

Diese Komponenten sollten zur Testdurchführung vorliegen:



Zur Probennahme den separat erhaltenen Nasen-Abstrichtupfer verwenden.



Use the separately contained nasal swab for sampling.

Sampling (at room temperature)

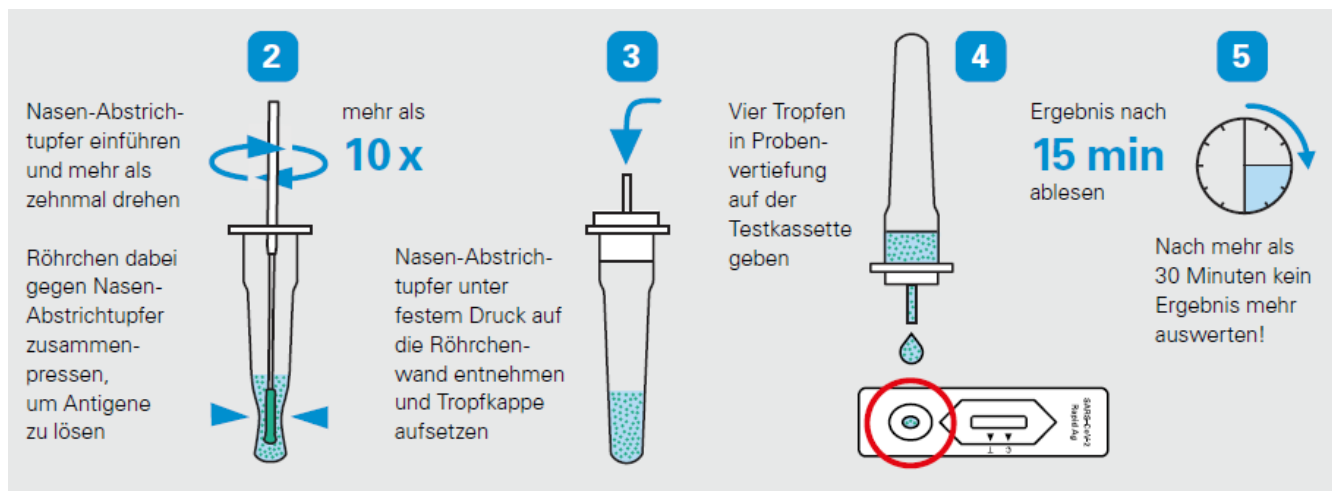
1 Kopf leicht nach hinten neigen, Nasen-Abstrichtupfer in beide Nasenlöcher langsam ca. 2 cm parallel zum Gaumen einführen, dabei keinen Druck ausüben. Jeweils viermal drehen und dabei über die Nasenschleimhaut führen (ca. 15 Sekunden)



1

Tilt the head slightly backwards, slowly insert nose swab into both nostrils, about 2 cm parallel to the palate. Do not apply any pressure. Respectively rotate four times, and pass over the nasal mucosa (approx. 15 seconds)

Treatment of the sample



2

Insert the nasal swab into the tube, and rotate it more than ten times

Squeeze the tube against nasal swab to release antigens

3

Remove the nasal swab under firm pressure on the tube wall, and put on the drip cap

4

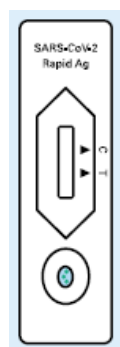
Give four drops in sample deepening on the test cassette

5

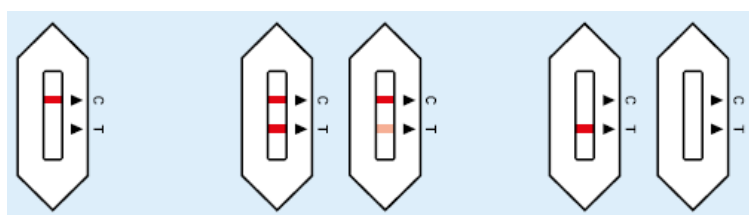
Read the result after **15 minutes**

Do not evaluate the result after more than 30 minutes!

Evaluation of the results



Any color shading on the test line (T) should be considered a positive test result



Negative	Positive	Invalid/Unclear	Dispose of used test kits well packed in household waste
Colored control line (C)	Colored control (C) and test line (T)	No control line (C)	
Students can stay in school	Students must be isolated and picked up from school, i.e. sent home; contact with the local health department and PCR follow-up testing required	Repeat the test with new material	

Answers to “Frequently Asked Questions” (FAQ)

What are Corona self-tests?

The so-called antigen quick tests can be used easily and quickly (see quick start guide for self-testing). The nasal swab must be inserted about 2 cm deep into each nostril. The result is displayed after just 15 minutes.

What to do with a "positive" test result?

If the self-test indicates a positive result, the student concerned must be isolated from other persons and, where possible, picked up by the legal guardian, or sent home. The legal guardians should then immediately inform the local health department of the result. Since it is also possible for the self-test to display a "false-positive" test result, the local health department will always order a PCR test to verify the test result. Only when the PCR test is also positive, a SARS-CoV-2 infection is actually proven.

Why should the Corona rules still be observed in the event of a negative test result?

The quick tests are only one component. Together with the other hygiene measures in force, it increases safety at school.

These include:

- Keep distance
- Wear a mouth-nose cover
- Wash hands
- Sneeze and cough in the arm bend
- Ventilate regularly

How are the self-tests stored and disposed of?

The tests should be stored at 2-30 °C, and should not be frozen under any circumstances. Waste from used tests can be disposed of in a tear-resistant and leak-proof garbage bag together with other household waste.

In case of Corona-typical symptoms: Should the self-test be carried out anyway?

No. If there is a concrete suspicion of a corona infection, the persons concerned should contact the family practice, or the responsible health department. School attendance is not allowed.

Health Department and PCR post-testing

A positive test result should immediately be communicated to the local health department. There, you will also get further information about the review of the test result with the help of a PCR test.

An overview of the local [health departments](https://gesundheitsaemter.info/gesundheitsaemter-in-bayern/) can be found here:



<https://gesundheitsaemter.info/gesundheitsaemter-in-bayern/>

Learn more about the Corona self-test

- [Explanatory video](#)
- [Instruction in different languages](#)
- [More “Frequently Asked Questions” \(FAQ\) and Answers](#)



<https://www.km.bayern.de/selbsttests> <https://www.km.bayern.de/coronavirus-faq>